

Kingdom of Saudi Arabia  
Ministry of EducationNajran  
University  
Faculty of Engineering  
Civil Engineering Program



# Overall Report on Courses Reports For 1st Semester 2016- 2017

**Prepared by:**  
**Dr. Ahmad Mustafa Maglad**

**Civil Engineering Program**

# **Overall Report on Courses Reports** **For 1<sup>st</sup> Semester 2016-2017**

**Civil Engineering Program**

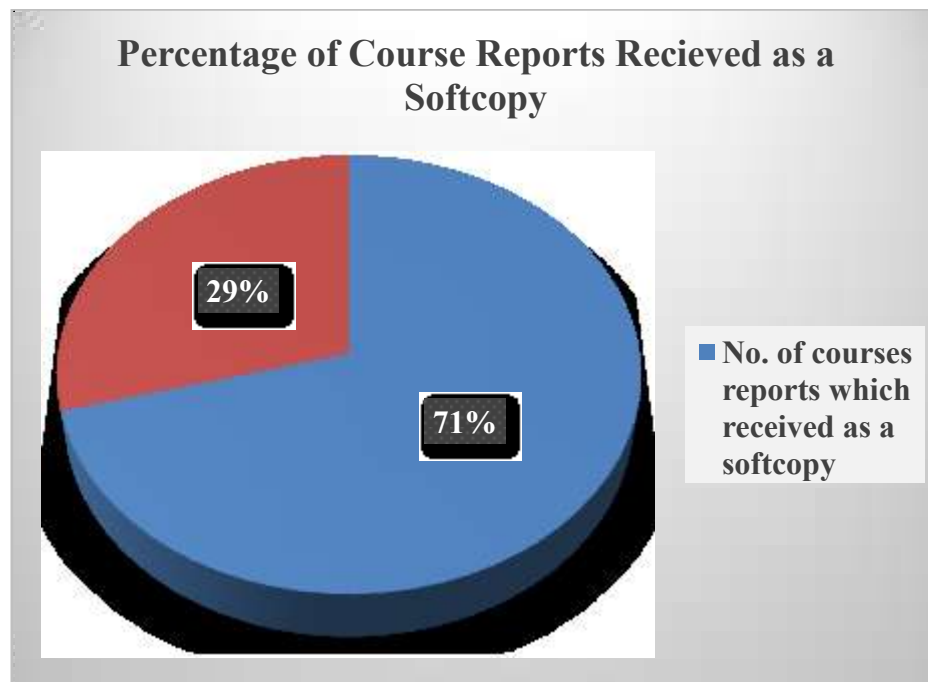
**Faculty of Engineering**

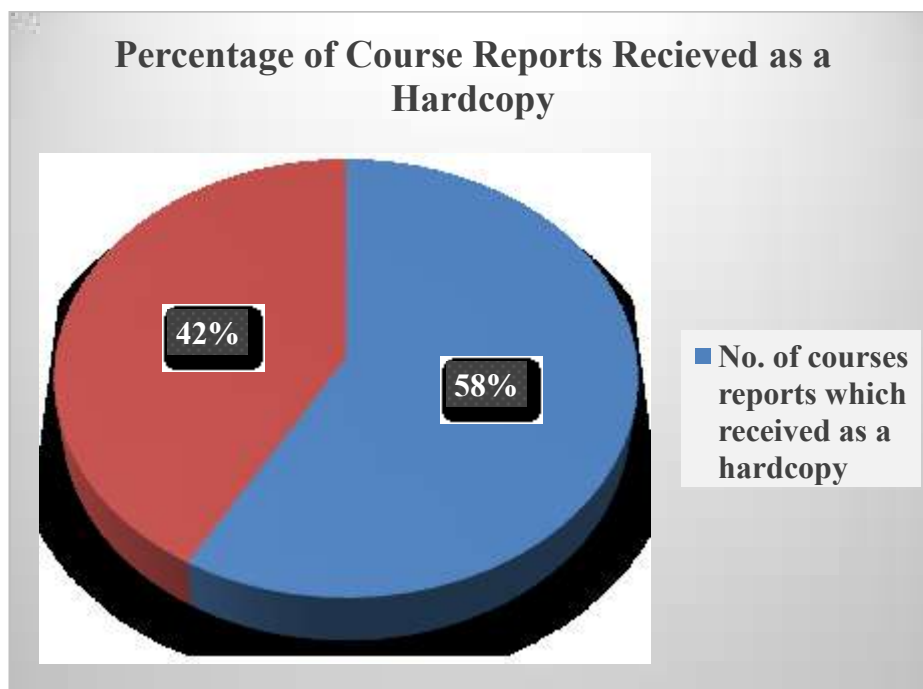
**Najran University**

**Prepared By: Dr. Ahmad Ustafa Maglad**

*This report covers the courses which were delivered its reports, where the number of courses which were received as a hard copy is 14 courses and which were received as a hard copy is 17 courses as shown in the following table and figures:*

No. of courses which delivered by the department	24
No. of courses reports which received as a softcopy	17
No. of courses reports which received as a hardcopy	14





#### A. General Information:

This report concerned with courses of:			
Level 3	√	Level 7	√
Level 4	√	Level 8	√
Level 5	√	Level 9	√
Level 6	√	Level 10	√

## B. Courses Delivery:

### 1. Coverage of Planned Courses:

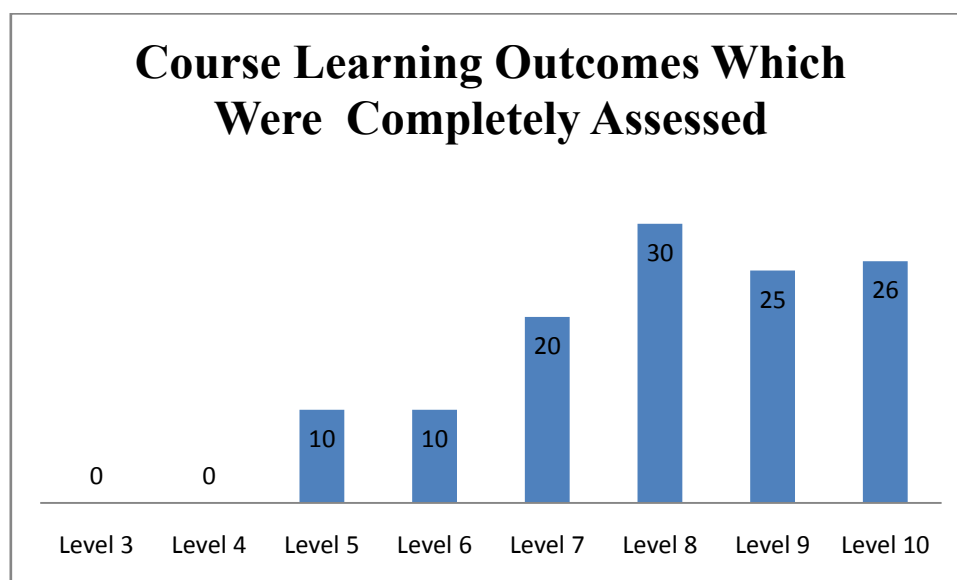
Level	No. of Courses	Completely Delivered	Not Completely Delivered	Reasons for non-completion of courses or hours of courses
Level 1	Course delivered by PYP.			2 <sup>nd</sup> semester was terminated three weeks before the end of the semester
Level 2				
Level 3	5	5	-	
Level 4	6	6	-	
Level 5	6	6	-	
Level 6	6	6	-	
Level 7	6	6	-	
Level 8	6	6	-	
Level 9	7	7	-	
Level 10	6	6	-	

## 2. Possible compensating action for non-completion of courses or hours of courses:

Level 3	No compensating action needed
Level 4	No compensating action needed
Level 5	No compensating action needed
Level 6	No compensating action needed
Level 7	No compensating action needed
Level 8	-Topics in 355CE will compensate via self learning or via 492CE.
Level 9	-Topics in 431CE will compensate in 432CE.
Level 10	-Topics in 433CE will compensate via self learning.

## C. Courses learning outcome assessment:

Level	Outcomes completely assessed	Outcomes not completely assessed	Remarks
Level 1	Courses delivered by PYP.		
Level 2			
Level 3	-	-	For courses delivered by program
Level 4	-	-	
Level 5	10	-	
Level 6	10	-	
Level 7	20	-	
Level 8	30	-	
Level 9	25	-	
Level 10	26	-	



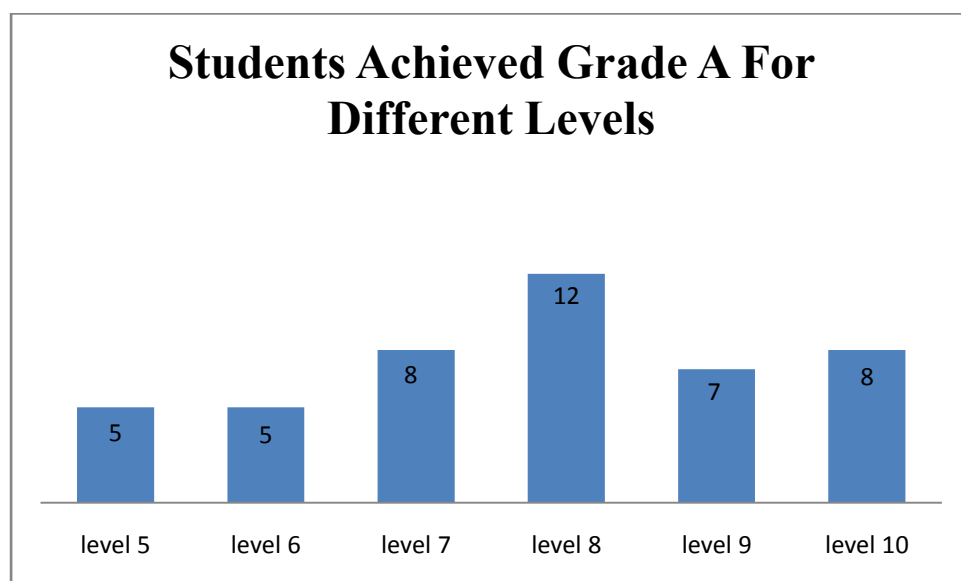
#### D. Effectiveness of Planned Teaching Strategies of Courses:

Teaching Strategies Were Effectives	Teaching Strategies Were not Effectives	List the Non- effective Strategies
√	-	-

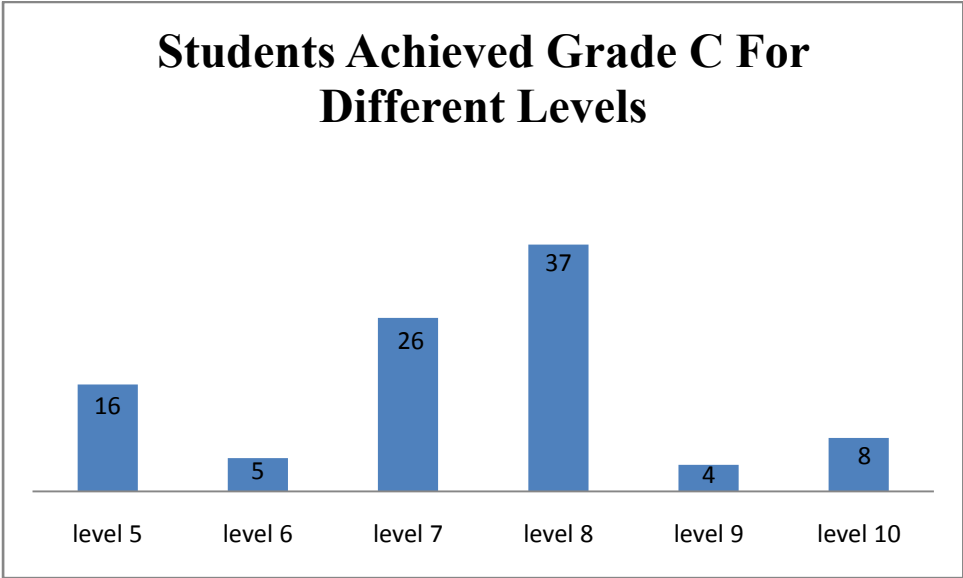
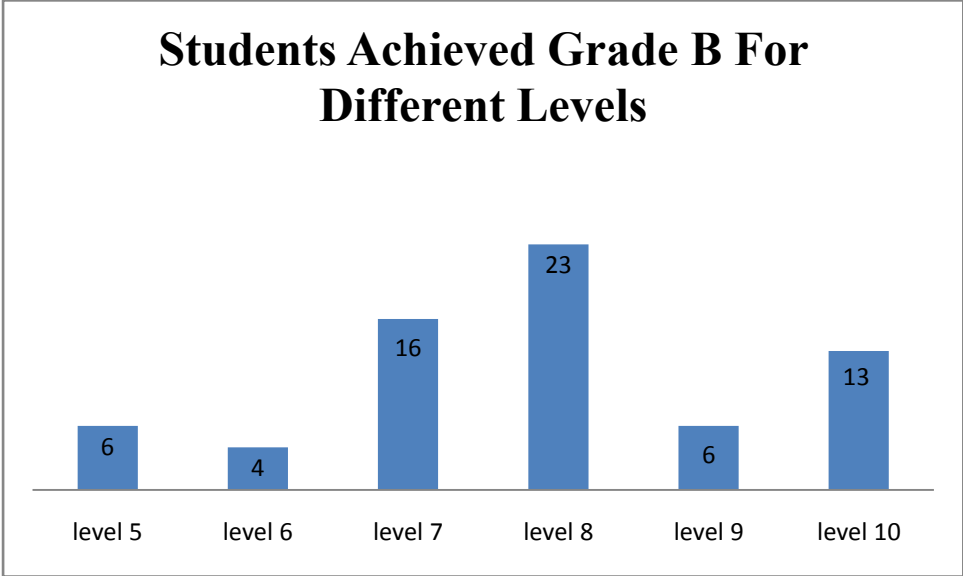
*No recommendations were mentioned about teaching strategies to be considered.*

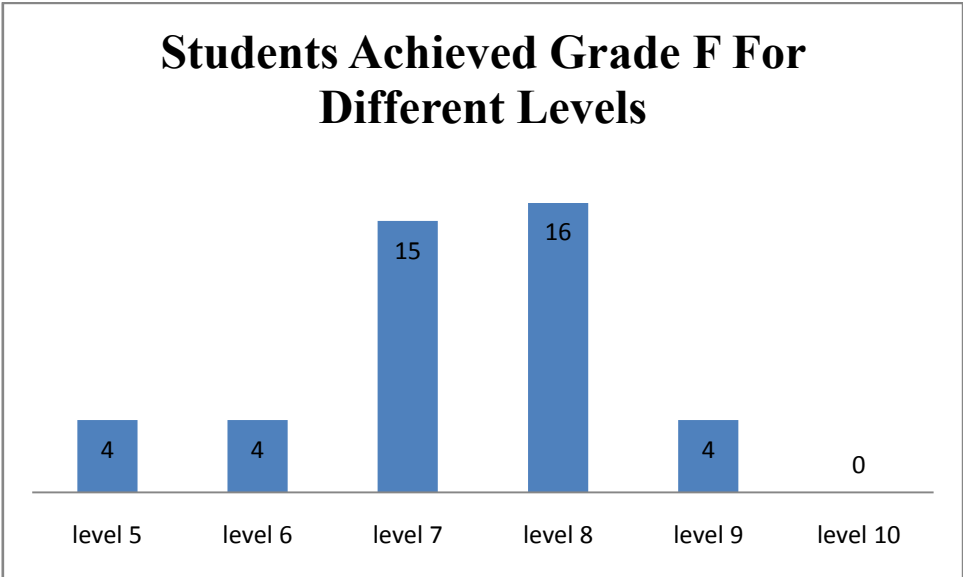
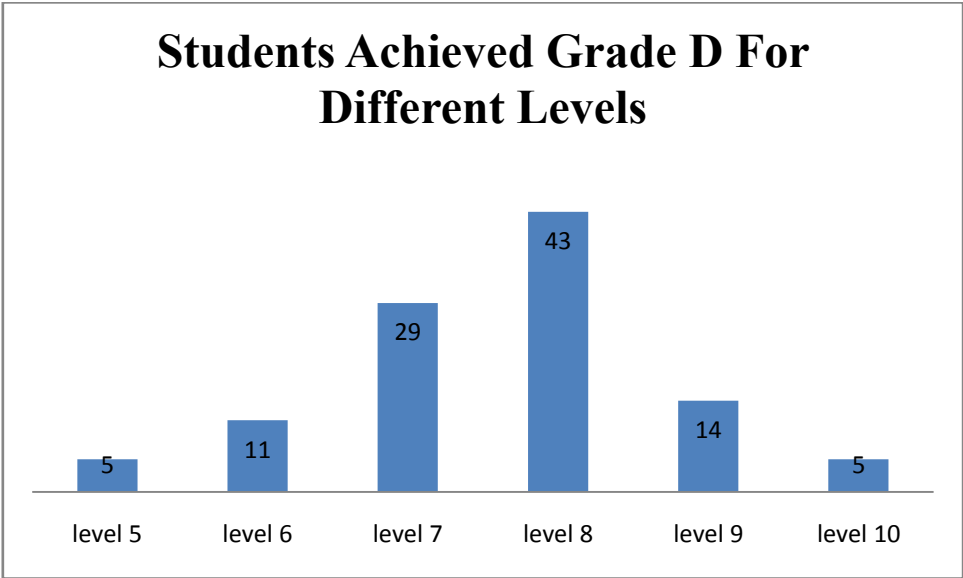
## E. Results:

1. Comments on the Students Grades						
Levels	No./ Percentage of Student in each Grades					Remarks
	A No/Pr	B No/Pr	C No/Pr	D No/Pr	F No/Pr	
Level 1	Course delivered by PYP.					Data were obtained from delivered courses by the program
Level 2						
Level 3	-	-	-	-	-	
Level 4	-	-	-	-	-	
Level 5	5/13.9%	6/16.7%	16/44.4%	5/13.9%	4/11.1%	
Level 6	5/17.2%	4/13.8%	5/17.2%	11/37.9%	4/13.8%	
Level 7	8/8.5%	16/17%	26/27.6%	29/30.9%	15/13%	
Level 8	12/9.2%	23/17.6%	37/28.2%	43/32.2%	16/12.2%	
Level 9	7/20%	6/17.1%	4/11.4%	14/40%	4/11.4%	
Level 10	8/23.5%	13/38.2%	8/23.5%	5/14.7%	0/0%	









## **2. Analysis special factors (if any) affecting the results of the students:**

- **Inflation of assessing grades of the majority of courses raises the percentage of students that achieve program satisfaction criteria. This inflation leads to the majority of courses point to that 100% of the students have passed the courses**
- **Level 8 has the highest percentage of students achieving grade A.**
- **Level 8 has the highest percentage of students achieving grade B.**
- **Level 8 has the highest percentage of students achieving grade C.**
- **Levels 7 and 8 have the highest percentage of students achieving grade D.**
- **Levels 7 and 8 have the highest percentage of students achieving grade F.**

## **G. Courses Evaluation:**

**1. Student evaluation of the courses: (Yes)**

**2. Other Evaluation (e. g by the head of department, peer observations, accreditation review, other stakeholder): (Yes)**

## **H. The best practices and strength points in general:**

- All courses are delivered.
- Course Syllabus and objectives and guidelines of the course are given to students in the first week of the semester.
- Faculty members encourage students to participate in class discussions.
- Teaching and learning resources are available.
- Course contents, objectives and learning outcomes were clearly stated in the course syllabus.
- Assessment methods were clearly described in the introductory class.
- Timetable and office hours were clearly specified in the course syllabus.
- Lectures were well scheduled.
- Although the university finished this term early by two week due war condition, most of courses can finish the majourity of courses content.
- Tutorials have been applied regularly.

## **I. The points need improvement (weakness points in general):**

- No. of received courses reports as a softcopy is 17 and as a hard copy is 14 with percentages of 71% and 58% of the all courses delivered by the department and 35% and 29% of all courses of the program, which is very low percentages.

- The absence of students is remarkable at the beginning of the semester because of adding and dropping the courses.
- The absence of students is remarkable before and after vacation time.
- Teaching assistants should introduce more tutorial sessions for the students.
- The instructors teach more than two courses.
- Course Learning Outcomes (CLOs) must be explained to students from time to time.
- In some courses student's abilities were not according to the prerequisite courses.
- Proficiency of students in English language was not sufficient.
- The text books for some courses were not appropriate.
- Students' evaluation don't reflect the reality.

## J. Planning for Improvement:

Recommendations/Actions based on Courses' Reports Collected in the Second Semester 2015/2016	Timelines (Start and Completion Date)	Responsible People
1. Force students practice English during lectures, tutorials and lab sessions		Department's head and Faculty
2. Hardcopy Textbooks must be available in the college library.	1 <sup>st</sup> semester 2017-2018	Program and College Councils
3. Arrange some extra English classes to improve their language skills.		Program's Head and the dean
4. Perform full revision of the syllabus of courses including descriptions, learning outcomes, mapping to student learning outcomes (Program Level).	June 2018 to September 2018	Curriculum Committee
5. All needed software must be installed.	1 <sup>st</sup> semester 2017-2018	Lab and facilities Committee
6. Peer-review evaluation of teaching staff should be executed.	1 <sup>st</sup> semester 2017-2018	Development and Quality Unit
7. Assessment methods should be revised to stop inflation of marks, oral exams may be recognized to make reliable evaluation.	2 <sup>nd</sup> semester 2016-2017	Program Council
8. Follow of delivering courses reports from staff members.	2 <sup>nd</sup> semester 2016-2017	Program's Head and the dean

**Kingdom of Saudi Arabia**  
**Ministry of Education**  
**Najran University**  
**Faculty of Engineering**



المملكة العربية السعودية  
وزارة التعليم  
جامعة نجران  
كلية الهندسة

---

**Prepared By:**

**Dr. Ahmad Mustafa Maglad**

**Date Report Completed: 10 / 5 / 2017**

**Program Coordinator:** \_\_\_\_\_

**Signature:** \_\_\_\_\_ **Date Received:** \_\_\_\_\_